

User Manual

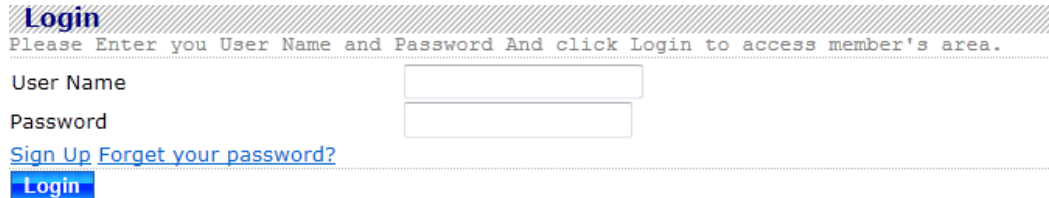
Table of Contents

User document for User	2
User Login	2
Forgot password	2
User Information	2
Change Password	3
User document for Team Admin.....	4
Upload Roster.....	4
Add Player	4
Team Information.....	5
Upload Score Card	6

User Manual for User

User Login

Browse to your league website. Then on the top left hand click on “Login”. This will open following screen



Login
Please Enter you User Name and Password And click Login to access member's area.

User Name

Password

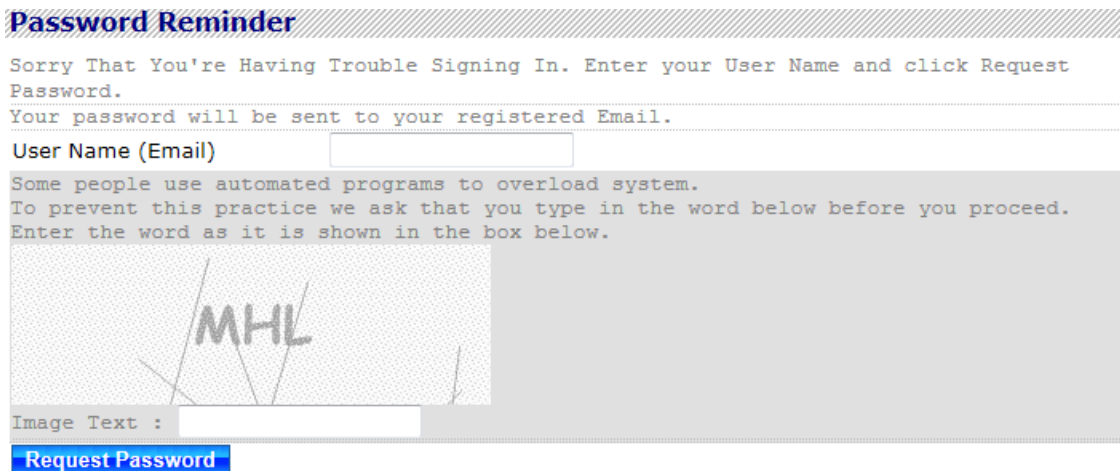
[Sign Up](#) [Forget your password?](#)

[Login](#)

Enter your user name (email) and password to access authorized portion of website.

Forgot password

If you forget you password click “Forgot your password?” link on Login screen. This will open following screen



Password Reminder
Sorry That You're Having Trouble Signing In. Enter your User Name and click Request Password.
Your password will be sent to your registered Email.

User Name (Email)

Some people use automated programs to overload system.
To prevent this practice we ask that you type in the word below before you proceed.
Enter the word as it is shown in the box below.




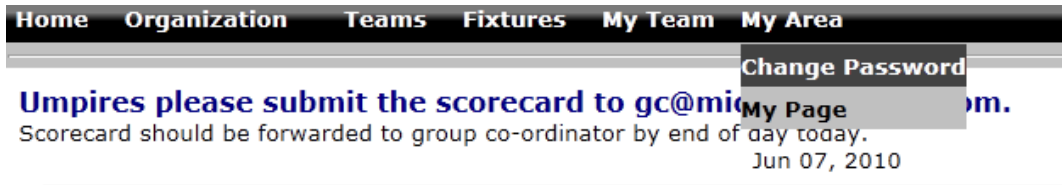
Image Text :

[Request Password](#)

Then enter you user name (email) and the random generator text in Image Text and click “Request Password”. This will send a email with the requested information.

User Information

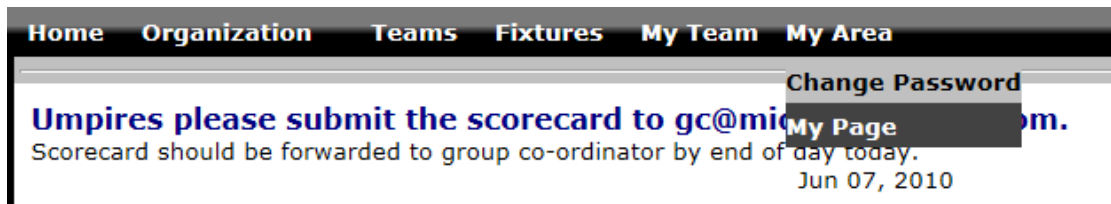
Once Logged in select My Page menu option from My Area menu.



Use this screen to update your information.

Change Password

Once Logged in select Change Password menu option from My Area menu.



This will open following screen

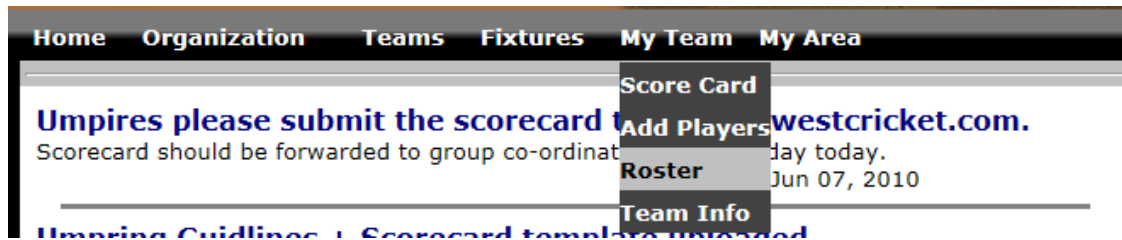
A screenshot of the 'Change Password' form. The title 'Change Password' is at the top. Below it is the instruction: 'Use this screen to change your Password.' There are three input fields: 'Current Password', 'New Password', and 'Retype New Password'. At the bottom left of the form is a blue button labeled 'Change Password'.

Enter requested information and click Change Password to change password.

User Manual for Team Admin

Upload Roster

Once Logged in select Roster menu option from My Team menu.



This will open following screen

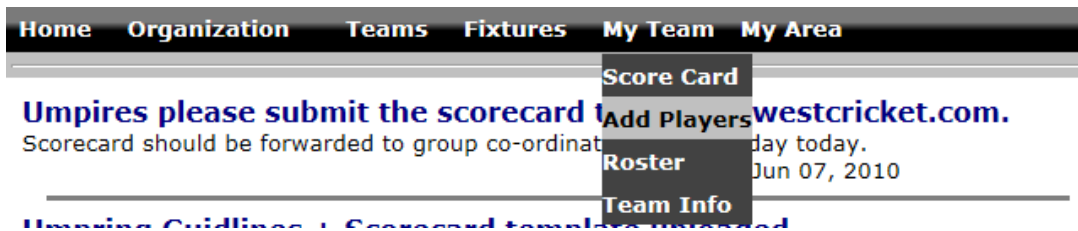
A screenshot of a web application interface titled 'Setup Players for the Season'. It includes a dropdown for 'Season' (2011 MCT Division I) and a dropdown for 'Team' (United Cricket Club) with a 'Find' button. Below this is a 'List Of Player(s)' section. On the left, under 'Players for Team United Cricket Club & Season 2011 MCT Division I', there is one player listed: 'Shanku Rao' with a checkbox. On the right, under 'Players for Team United Cricket Club', there is a list of 15 players, each with a checkbox. At the bottom left is a 'Remove' button and at the bottom right is an 'Add' button.

This will list all the players for your team. Select the players you that are playing for this season and click add.

If you do not find a player or would like to add new see section “Add Player”

Add Player

Once Logged in select Add Player menu option from My Team menu



This will open following screen

Players Setup

Use this screen to Setup Player for Teams.

List of Player by team : All

Select	Name	Email
Select	Kishor Kumar Singh	
Select	Omash Kamariya	
Select	Rohit Chavhan	
Select	Kulak Shinde	
Select	Kishorek Chavhan	
Select	Kishorek Deshmukh	
Select	Kishorek Deshpande	
Select	Kishorek Nande	
Select	Kishorek Shrivastava	
Select	Kishorek Joshi	
Select	Kishorek Motiw	
Select	Kishorek Pandey	
Select	Kishorek Samant	
Select	Kishorek Mahajan	
Select	Kishorek Singh	

1 2 3 4 5 6 7 8 9 10 ...

Enter following information to Add or Update Player information

First Name:

Last Name:

Middle Name:

Email:

Other Info:

for Season for Team

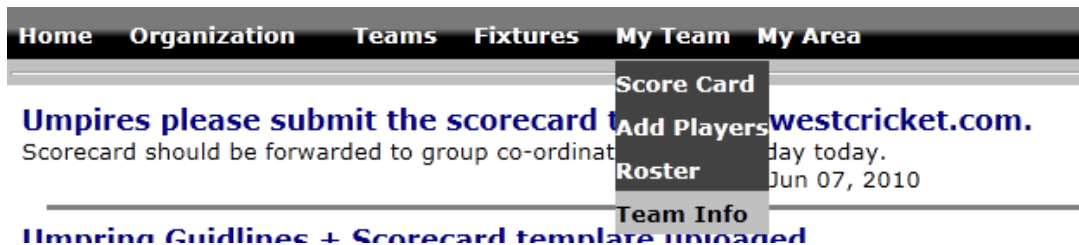
Use this screen to add new player that have NOT played in this league.

If a player has played in this league but for another team then find that player in the player list and click select. Click update to save the information.

To add new player enter player information and click Add new to save information.

Team Information

Once Logged in select Team info menu option from My Team menu.



This will open following screen

Team Setup

Use this screen to Add and Manage Teams.
Enter following information to Add or Update Team information

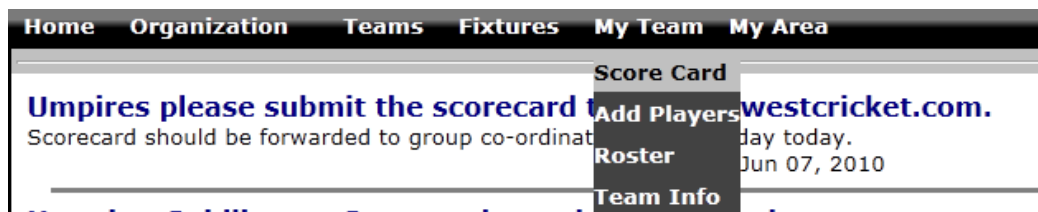
Team Name:	London Cricket Club
Address:	201 Silver Woods Lane
City:	London
State:	OH
Zip/Pin:	43215
Contact Person:	Ravi Singh View Profile
Contact Email:	Ravi_Singh@rediffmail.com
Contact Phone:	614 320 4100
Second Contact Person:	Don Deverhart
Second Contact Email:	dondeverhart@gmail.com
Second Contact Phone:	614 320 3000
Do you have Home ground:	<input checked="" type="checkbox"/>
Home Ground Address:	Rhodes Park, Columbus, OH
Ground Available for neutral games:	<input checked="" type="checkbox"/>
Ground Shared by Other team(s):	ICC, Renegades, Gotham Cricket Club
Ground not available on date(s):	
Short Name:	ICC
Short Image:	<input type="text"/> Browse...
Preferably 40px by 40px	

[Update](#)

Use this screen to update your team information

Upload Score Card

Once Logged in select Score Card menu option from My Team menu.



This will open up the screen where you will be able to enter score for your games.